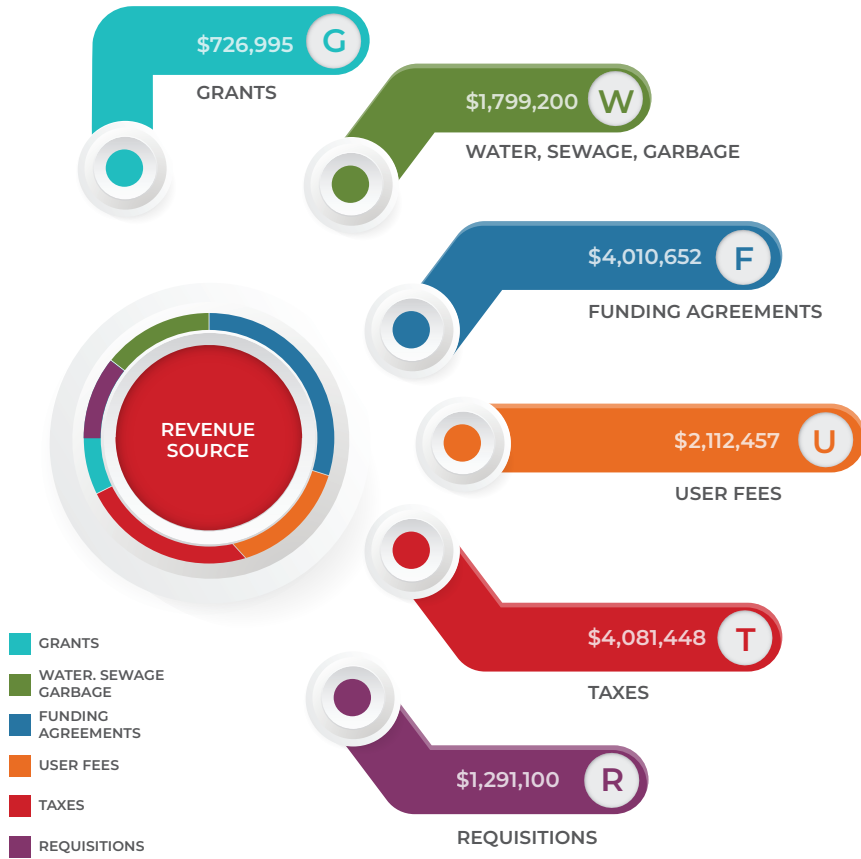



Town of Fox Creek: 2019 Budget at a Glance

How Did We Raise \$14,021,852?

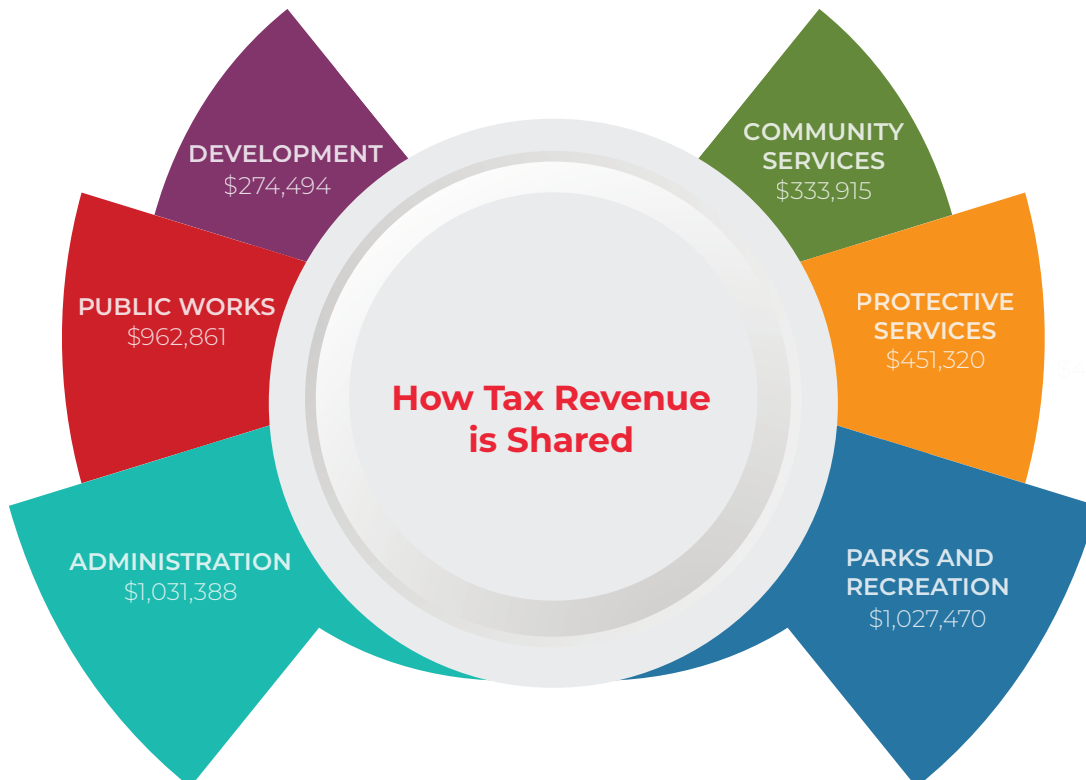


Comparing Tax Rates




2018-2019 Tax Rates

Single Family Residential = **2.01%** increase
 Commercial and Industrial = **1.99%** increase



Town of Fox Creek: 2019 Taxes at a Glance

Components of a Tax Rate



How will the 2% Tax Increase Affect Me?

2018 Assessment \$\$	2018 Tax Levy	Property Type	2019 Assessment \$\$	Assessment Change %	2019 Tax Levy Inc 2%	Difference Between 2018 & 2019 Tax Levy \$
439,000	\$4,383.54	Single Family	406,900	-7.3	\$4,295.81	-88
53,700	\$536.21	Single Family	50,200	-6.5	\$529.98	-6
104,000	\$1,038.47	Single Family	96,000	-7.7	\$1,013.51	-25
289,100	\$2,886.75	Single Family	275,000	-4.9	\$2,903.29	17
705,800	\$7,047.62	Multi Family	727,700	3.1	\$11,037.17	3,990
8,461,400	\$149,192.00	Commercial	9,091,000	7.4	\$163,021.63	13,830
407,800	\$7,190.00	Commercial	406,000	-0.4	\$7,280.47	90
1,386,400	\$24,445.00	Industrial	1,370,500	-1.1	\$24,576.08	131
880,200	\$15,666.68	Commercial	947,900	7.6	\$16,997.93	1,331
191,300	\$7,935.83	Vacant Industrial	191,100	-0.1	\$8,043.48	108
197,700	\$8,201.33	Vacant Industrial	112,500	-43.1	\$4,735.17	-3,466