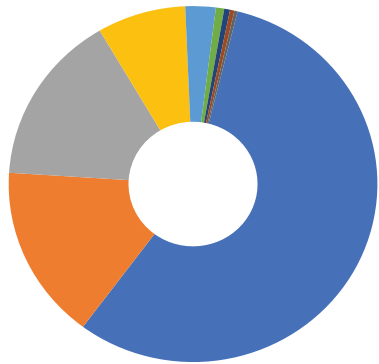


# FOX CREEK 2020 BUDGET

**4.05  
MILLION**  
Raised from Municipal  
Property Tax

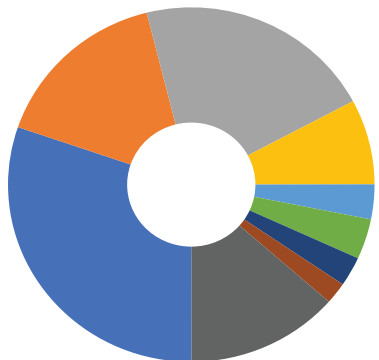


- **35K** towards the community's Economic Development
- The Town has committed **170K** to development projects
- Transportation **872K**
- **10.6K** for Emergency Management
- **547K** for the local Fire Department
- Installing new dugouts and drainage at the Main Diamond **30K**



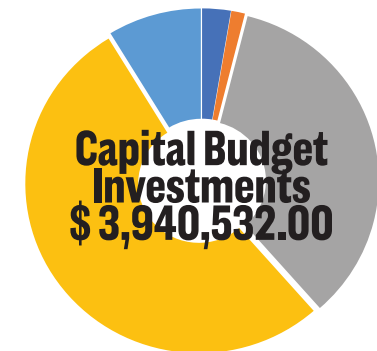
## Operating Budget: Sources of Revenue \$14,875,716.00

General Legislative and Administration	\$8,374,322.00	56.30 %
Utilities (Water, waste water, garbage etc.)	\$2,354,498.00	15.83 %
Recreation, Parks and Culture	\$2,311,831.00	15.54 %
Community Support	\$1,156,013.00	7.77 %
Bylaw, Policing & Safety	\$395,750.00	2.66 %
Fire	\$109,002.00	0.73 %
Land, Planning and Economic Development	\$75,700.00	0.51 %
Medical Clinic	\$57,600.00	0.39 %
Common Services	\$41,000.00	0.28 %



## Operating Budget: Expenses \$14,875,716.00

General Legislative and Administration	\$ 4,503,477.00	30.27 %
Utilities (water, waste water, garbage)	\$ 2,354,498.00	15.83 %
Recreation, Parks and Culture	\$ 3,141,691.00	21.12 %
Community Support	\$ 1,156,013.00	7.77 %
Bylaw, Policing & Safety	\$ 471,955.00	3.17 %
Fire	\$ 546,738.00	3.68 %
Land, Planning and Economic Development	\$ 400,185.00	2.69 %
Medical Clinic	\$ 292,828.00	1.97 %
Common Services	\$ 2,008,331.00	13.50 %



## Capital Budget Investments \$3,940,532.00

Equipment, Vehicles, and Machinery	\$ 105,000.00	2.67%
Community Enhancement	\$ 50,000.00	1.27%
Facilities, Buildings and Parks	\$ 1,362,679.00	34.58%
Roads and Related Infrastructure	\$ 2,079,551.00	52.77%
Water and Sewer	\$ 343,302.00	8.71%

## KAYBOB DRIVE ENGINEERING

**161K**

## KAYBOB DRIVE RESURFACING

**1.6 MILLION**



- **2.8 Million** to the operation of the Fox Creek Greenview Multiplex
- Keeping visitors and travellers informed via the VIC **12.5K**
- Providing Community Resources **1.1 Million**
- **294K** has been committed to Bylaw enforcement