

October 22, 2021

Sergeant Andrew Brand
Detachment Commander
Fox Creek, Alberta

Dear Mrs. Gilmour

The Alberta RCMP remains committed to strengthening partnerships with the communities it serves. In light of municipal elections that took place on October 18th in communities across Alberta, I offer my sincerest congratulations to you and your elected council. Whether or not there are new faces within your executive council, my commitment to you and your team remains unwavering. As the Chief of Police for your community, please reach out to me directly if you require anything to bring your team up to speed.

Please find attached the quarterly Community Policing Report that covers the July 1st to September 30th, 2021 reporting period. The attached report serves to provide a quarterly snapshot of the human resources, financial data and crime statistics for the Fox Creek RCMP. As part of maintaining engagement with the Albertans we serve, this quarterly report reinforces our commitment to communicate the work we do to ensure community safety. This reporting along with your valued feedback will allow us to assess and enhance our policing service to ensure we are meeting your needs on an ongoing basis.

In addition to sharing quarterly updates on community-identified policing priorities through this reporting, I remain available to discuss business and program planning processes to further optimize our services to address the priorities that are important to you.

Congratulations once again, and please feel free to contact me if you have any questions or concerns.

Andrew Brand
Detachment Commander
Fox Creek RCMP



Fox Creek Provincial Detachment Crime Statistics (Actual) Q2: 2017 - 2021

All categories contain "Attempted" and/or "Completed"

October 6, 2021

CATEGORY	Trend	2017	2018	2019	2020	2021	% Change 2017 - 2021	% Change 2020 - 2021	Avg File +/- per Year
Homicides & Offences Related to Death		0	0	0	0	0	N/A	N/A	0.0
Robbery		1	2	0	0	0	-100%	N/A	-0.4
Sexual Assaults		1	1	3	0	0	-100%	N/A	-0.3
Other Sexual Offences		0	0	3	0	0	N/A	N/A	0.0
Assault		17	16	7	8	6	-65%	-25%	-3.0
Kidnapping/Hostage/Abduction		0	1	1	0	0	N/A	N/A	-0.1
Extortion		0	0	0	0	0	N/A	N/A	0.0
Criminal Harassment		4	2	1	3	3	-25%	0%	-0.1
Uttering Threats		4	0	4	2	3	-25%	50%	0.0
TOTAL PERSONS		27	22	19	13	12	-56%	-8%	-3.9
Break & Enter		2	10	36	15	15	650%	0%	3.1
Theft of Motor Vehicle		7	12	12	9	5	-29%	-44%	-0.7
Theft Over \$5,000		4	7	5	5	2	-50%	-60%	-0.6
Theft Under \$5,000		24	46	33	20	34	42%	70%	-0.6
Possn Stn Goods		2	6	13	7	4	100%	-43%	0.5
Fraud		1	3	2	2	6	500%	200%	0.9
Arson		0	1	1	1	0	N/A	-100%	0.0
Mischief - Damage To Property		0	0	13	9	20	N/A	122%	4.9
Mischief - Other		15	16	10	11	4	-73%	-64%	-2.7
TOTAL PROPERTY		55	101	125	79	90	64%	14%	4.8
Offensive Weapons		2	3	1	7	3	50%	-57%	0.6
Disturbing the peace		5	6	7	7	10	100%	43%	1.1
Fail to Comply & Breaches		6	9	11	19	4	-33%	-79%	0.6
OTHER CRIMINAL CODE		3	4	7	6	1	-67%	-83%	-0.2
TOTAL OTHER CRIMINAL CODE		16	22	26	39	18	13%	-54%	2.1
TOTAL CRIMINAL CODE		98	145	170	131	120	22%	-8%	3.0




Fox Creek Provincial Detachment Crime Statistics (Actual) Q2: 2017 - 2021

All categories contain "Attempted" and/or "Completed"

October 6, 2021

CATEGORY	Trend	2017	2018	2019	2020	2021	% Change 2017 - 2021	% Change 2020 - 2021	Avg File +/- per Year
Drug Enforcement - Production		0	0	0	0	0	N/A	N/A	0.0
Drug Enforcement - Possession		8	3	8	3	3	-63%	0%	-1.0
Drug Enforcement - Trafficking		0	0	0	4	0	N/A	-100%	0.4
Drug Enforcement - Other		0	0	0	0	0	N/A	N/A	0.0
Total Drugs		8	3	8	7	3	-63%	-57%	-0.6
Cannabis Enforcement		0	0	0	3	0	N/A	-100%	0.3
Federal - General		0	0	1	2	0	N/A	-100%	0.2
TOTAL FEDERAL		8	3	9	12	3	-63%	-75%	-0.1
Liquor Act		1	1	2	8	0	-100%	-100%	0.5
Cannabis Act		0	0	0	4	1	N/A	-75%	0.6
Mental Health Act		4	10	4	2	8	100%	300%	0.0
Other Provincial Stats		6	14	11	11	13	117%	18%	1.1
Total Provincial Stats		11	25	17	25	22	100%	-12%	2.2
Municipal By-laws Traffic		1	0	0	0	0	-100%	N/A	-0.2
Municipal By-laws		5	7	0	2	3	-40%	50%	-0.9
Total Municipal		6	7	0	2	3	-50%	50%	-1.1
Fatals		1	0	0	1	0	-100%	-100%	-0.1
Injury MVC		4	4	1	5	7	75%	40%	0.7
Property Damage MVC (Reportable)		41	35	22	11	31	-24%	182%	-4.4
Property Damage MVC (Non Reportable)		14	5	4	3	3	-79%	0%	-2.4
TOTAL MVC		60	44	27	20	41	-32%	105%	-6.2
Roadside Suspension - Alcohol (Prov)		0	0	0	0	1	N/A	N/A	0.2
Roadside Suspension - Drugs (Prov)		0	0	0	0	0	N/A	N/A	0.0
Total Provincial Traffic		156	249	187	397	213	37%	-46%	26.2
Other Traffic		3	1	1	5	0	-100%	-100%	-0.2
Criminal Code Traffic		16	18	7	18	8	-50%	-56%	-1.6
Common Police Activities									
False Alarms		16	4	4	1	2	-88%	100%	-3.1
False/Abandoned 911 Call and 911 Act		9	4	11	8	12	33%	50%	1.0
Suspicious Person/Vehicle/Property		11	18	16	13	15	36%	15%	0.3
Persons Reported Missing		7	2	1	3	1	-86%	-67%	-1.1
Search Warrants		0	0	0	0	1	N/A	N/A	0.2
Spousal Abuse - Survey Code (Reported)		13	5	4	12	4	-69%	-67%	-1.1
Form 10 (MHA) (Reported)		0	0	0	0	0	N/A	N/A	0.0




RCMP Provincial Policing Report

Detachment	Fox Creek Provincial
Detachment Commander	Sgt Andrew BRAND
Quarter	Q2 2021
Date of Report	2021-10-21

Community Consultations

Date	Attendee(s)	Notes
2021-08-30	Sgt BRAND Cpl DEIBERT	Mayor and Council meeting presented crime stats for the month
2021-09-03	Sgt BRAND Cst DORSEY	met with CAO Kristen MILNE to review and discuss MOU and Enhanced Policing Position



Community Priorities

Priority 1	Crime Reduction Initiatives - Reduce Persons and Property Crimes
Current Status & Results	<p>A new detachment initiative is underway in identifying two prolific offenders from the community for enhanced policing efforts in deterring their criminal behavior and thus reducing calls for service. A search warrant was executed at a residence in Fox Creek that was successful in recovering stolen property as well as a prohibited firearm. One individual remains in-custody as a result from this, which has impacted our calls for service and theft of property complaints.</p>
Priority 2	Engage with Local Community
Current Status & Results	<p>Constable DORSEY is new to the Enhanced Policing position and is the designated school liaison officer. Constable DORSEY has been able to make multiple appearances at the school since beginning of September and has presented about on-line safety, provided a career presentation, and conducted meet-and-greet with the younger grades.</p> <p>Sgt BRAND and Cpl DEIBERT attended City Council meeting on August 30th to present on crime stats for the month. Members of the detachment attended and supported the First Responders Charity golf tournament in raising funds for the Burn Unit. On September 25, Cst WHITE was in attendance at the Big Iron Event in town. Future events in quarter three have the detachment participating in the Trick or Treat event at the multiplex.</p>
Priority 3	Training and Development of Members
Current Status & Results	<p>The training opportunities continue to be impacted by covid restrictions; however, on-line based training through MS Teams as well as internal platforms has allowed for on-going development for the members. Every member recently completed nine courses that will assist with their day-to-day duties as the material ranged from Effective Decision Making, Note Taking, Search and Seizure, Interviewing and Court Testimony. In-house training was completed in October for all members to be certified for use on the alcohol roadside screening devices. This will allow for a detachment impaired driving enforcement initiative in quarter three.</p>



Crime Statistics¹


The following table provides policing statistics on actual offences within the periods listed. Please see Appendix for additional information and a five-year comparison.

Category	July - September			January - December		
	2020	2021	% Change Year-over-Year	2019	2020	% Change Year-over-Year
Total Criminal Code	131	120	-8%	444	416	-6%
<i>Persons Crime</i>	13	12	-8%	70	55	-21%
<i>Property Crime</i>	79	90	14%	277	261	-6%
<i>Other Criminal Code</i>	39	18	-54%	97	100	3%
Traffic Offences						
<i>Criminal Code Traffic</i>	18	8	-56%	56	47	-16%
<i>Provincial Code Traffic</i>	397	213	-46%	769	1,163	51%
<i>Other Traffic</i>	5	0	-100%	12	15	25%
CDSA Offences	7	3	-57%	16	21	31%
Other Federal Acts	12	3	-75%	21	30	43%
Other Provincial Acts	25	22	-12%	67	78	16%
Municipal By-Laws	2	3	50%	12	9	-25%
Motor Vehicle Collisions	20	41	105%	190	154	-19%

¹ Data extracted from a live database (PROS) and is subject to change over time.

Trends/Points of Interest

The changes from the same reporting last year are positive as we see a reduction in calls for service as well as reduction in persons crimes. Property crime continues to be a concern as we are seeing on-going thefts from oil field and well sites around the area. On-going efforts and consultation are being made in partnership with Pembina, Repsol and Paramount on what actions can be taken to deter these thefts as well as what efforts can be made to capture evidence of the offenders committing these crimes.



Provincial Police Service Composition²

Staffing Category	Established Positions	Working	Soft Vacancies ³	Hard Vacancies ⁴
Police Officers	6	6	0	0
Detachment Support	2	2	0	0

² Data extracted on September 30th, 2021 and is subject to change over time.

³ Soft Vacancies are positions that are filled but vacant due to maternity/paternity leave, medical leave, etc. and are still included in the overall FTE count.

⁴ Hard Vacancies reflect positions that do not have an employee attached and need to be filled.

Comments

Police Officers - The Fox Creek RCMP is fully-staffed with the recent transfer arrival of Sergeant Andrew Brand.

Detachment Support - The two established support positions are currently filled.

Quarterly Financial Drivers